

Morning Routine

Ms. Parrado and Ms. Green-Hallman's Class

Say hello to your friends!





Good morning _____(wave)
Good morning class.




1. Greet
2. Expectations
3. Morning message share



Zoom Agreements

- Come on time. 
- Try to have a quiet place to learn. 
- If you have something to say put your thumb up. 
- Have a notebook and a pencil ready. 
- If Ms. Tortora put you on mute- leave yourself on mute.





Good Morning!

Today is April 27, 2020.
We have art today.
It is so nice to see you.

Share question- Do you like a sunny day or a rainy day?



Sight Words

find




now



funny



they



help



[title]

all



Sight Words

yes 


good 

our 

went 

jump 

First quarter sight words to practice



I

we

can

a

the

see

my

is

am

to

like

and

in

little

at

an

with

here

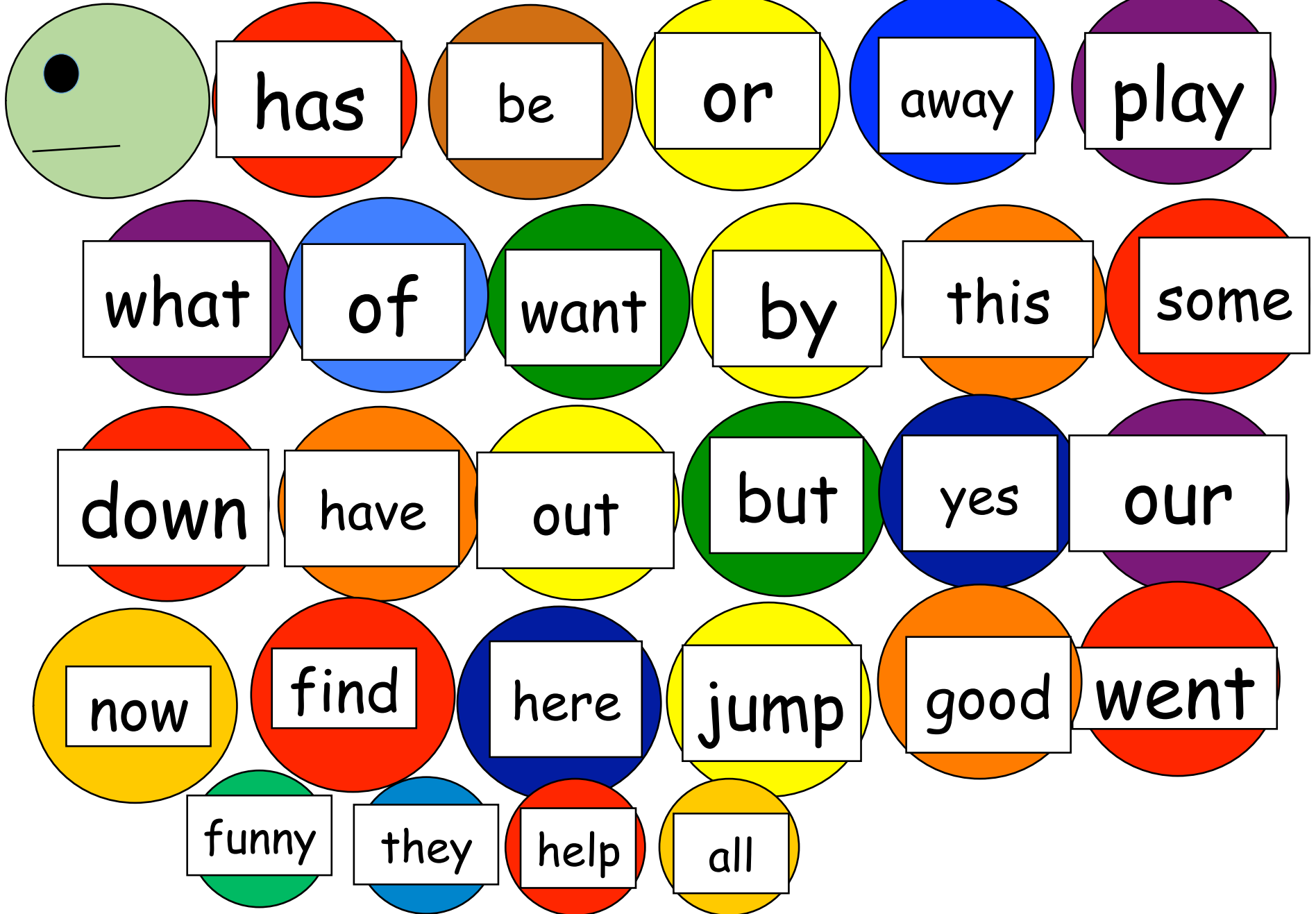
me

go

2nd quarter sight words to practice



3rd quarter sight words to practice



-ed

-s

-ing

look go

play jump

see like

Sight
words to
find:

they

My Friends

They like to play baseball.



They like to play soccer.



They like to play basketball.



They like to play hockey.



They like to play sports.



Every morning

I can stretch my vowel sounds.

[Attendance](#)



Vowel Chart

| | short | | long | |
|---|---|--|--|---|
| a |  apple |  cat |  acorn |  cake |
| e |  elephant |  net |  eagle |  leaf |
| i |  igloo |  pig |  ice cream |  kite |
| o |  octopus |  dog |  ocean |  soap |
| u |  umbrella |  sun |  unicorn |  glue |

Long vowel magic

hop



not



pin



cut



slim



cub



kit



cap



tim



Lowercase letter practice

t

b

f

m

n

i

u

c

o

a

g

d

s

e

r

j

p

l

h

k

v

w

x

y

z

qu

Uppercase letter practice

T

B

F

M

N

I

U

C

O

A

G

D

S

E

R

J

P

L

H

K

V

W

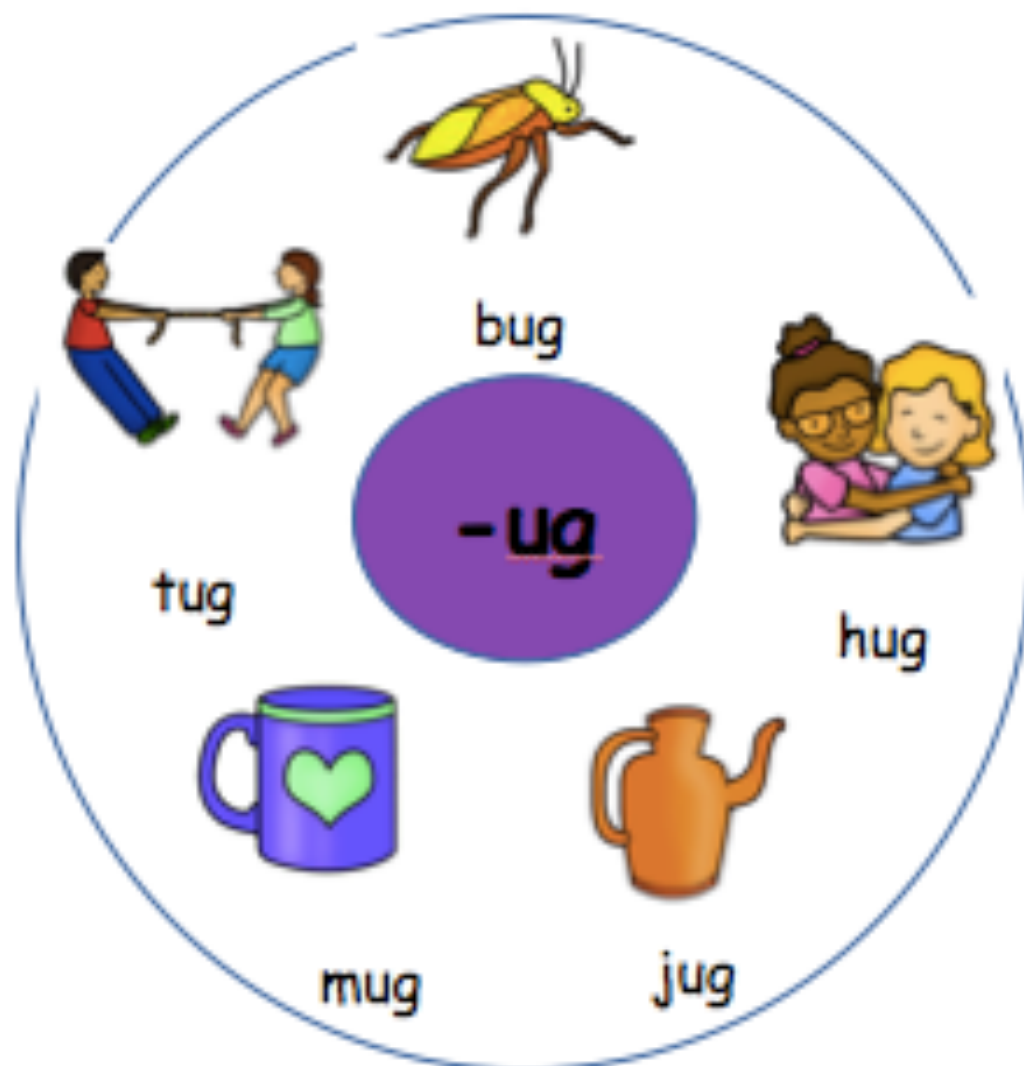
X

Y

Z

QU

Word Family Circle Map



- ug word family



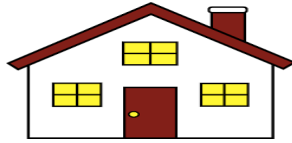
| | | |
|--|--|--|
| | | |
| | | |
| | | |
| | | |
| | | |




Rhyming words



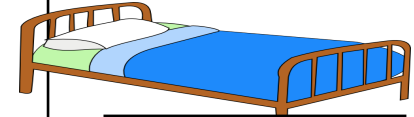
car



house




sock



bed



rhyming word match



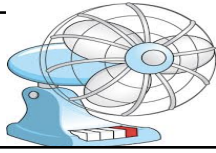
bat



star




bug




fan




red



vest




goat



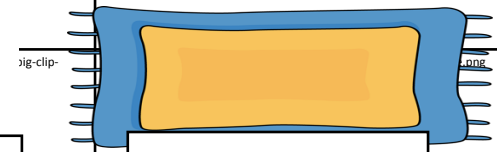
wig



nest



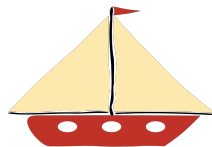
pig




rug




mouse



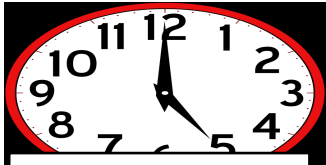
boat




can



cat




clock



hot



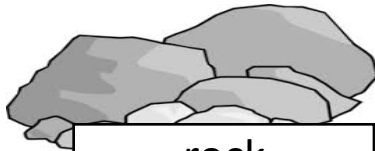
run



sun



log



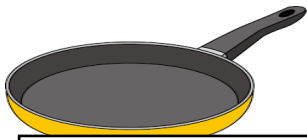
rock



ten



van



pan



hen



bat



mad



bike



sad




rake




hike



mat




pot



frog



snake




duck




pot



broom




dot



fox



bee



math



toy



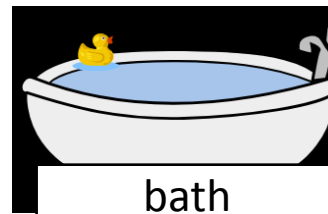
tree



rake



room




bath



boy



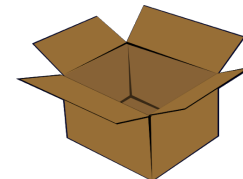
cake



fish



dish



box

Digraphs



wh



ch



sh



th



ck




wheel



whip




whale



Chuck
E Chese



cheese



chocolate



Sheril

shop



shirt




the



throw



duck



kick



block



Name _____ Date _____

Consonant Digraphs

Sound the digraph. Write the digraph to complete the word.

ch



__ ee se

sh



__ ed

sh



__ ovel

sh



tra __

sh



__ istle

th



__ umb

sh



__ oe

sh



__ ell

ch



__ erry

Lets sound out these
words

| | | |
|-----------|---|---|
| <u>sh</u> | o | p |
|-----------|---|---|

Lets sound out these
words

qu

a

ck

Lets sound out these
words

| | | |
|---|---|-----------|
| d | u | <u>ck</u> |
|---|---|-----------|

Lets sound out these
words

| | | |
|-----------|---|---|
| <u>ch</u> | o | p |
|-----------|---|---|


Lets sound out these
words

| | | |
|----|---|-----------|
| qu | i | <u>ck</u> |
|----|---|-----------|

**I can sound out words.
I can write sentences.**


Take off share screen and use picture cards and board so students can see you write as they write in their notebooks.

5 words
3 sentences

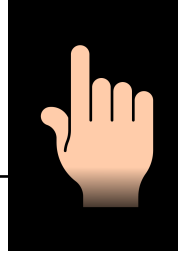


Writing sentences

Uppercase letter



fingerspaces



punctuation



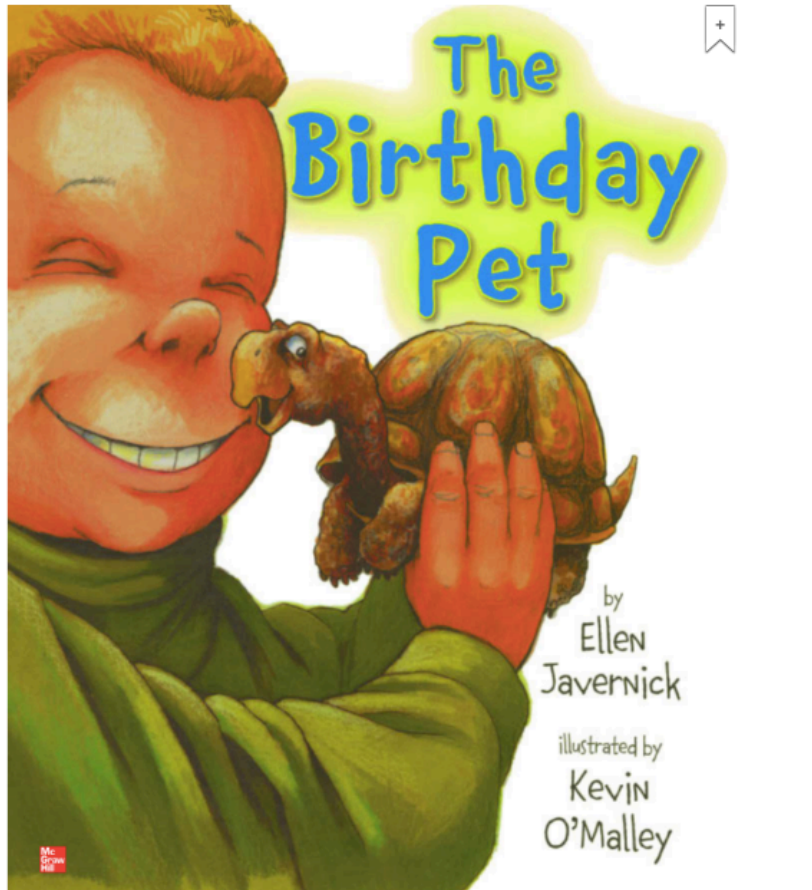
Two sets of handwriting practice lines. Each set consists of a solid top line, a dashed middle line, and a solid bottom line. The first set is positioned below the 'Uppercase letter' and 'fingerspaces' sections, and the second set is positioned below the 'punctuation' section.

Brain breaks

- <https://www.youtube.com/watch?v=LkzR1GSLcHM>

Read Aloud Fiction

Wonders website



https://connected.mcgraw-hill.com/mhelibs/projects/ebook-reader/1.11.1/player-reflowable.html#/main?bookUrl=https:%2F%2Fcatalog.mcgraw-hill.com%2Fsecure%2FGXGZ8T6Q3XVBSL9X6YCKX6M1VM;s%3D7A6BA0370F959915A2183BE3A3282EE2&readerType=new&pageMode=double&connectEDBaseUrl=https:%2F%2Fconnected.mcgraw-hill.com&stateCode=NY&mghApi=https:%2F%2Fconnected.mcgraw-hill.com%2Frd14t%2Fdynamic%2F1586803895%2FMGH_EBOOK_API.js&mghCourseID=3TFD7R4PZEC96NWM86O7TRZQ81&mghClassID=MY5LV2TEYJ14YTFN6SY6YP55HY&page=Cover

Who were the characters in the story?

What was the setting?

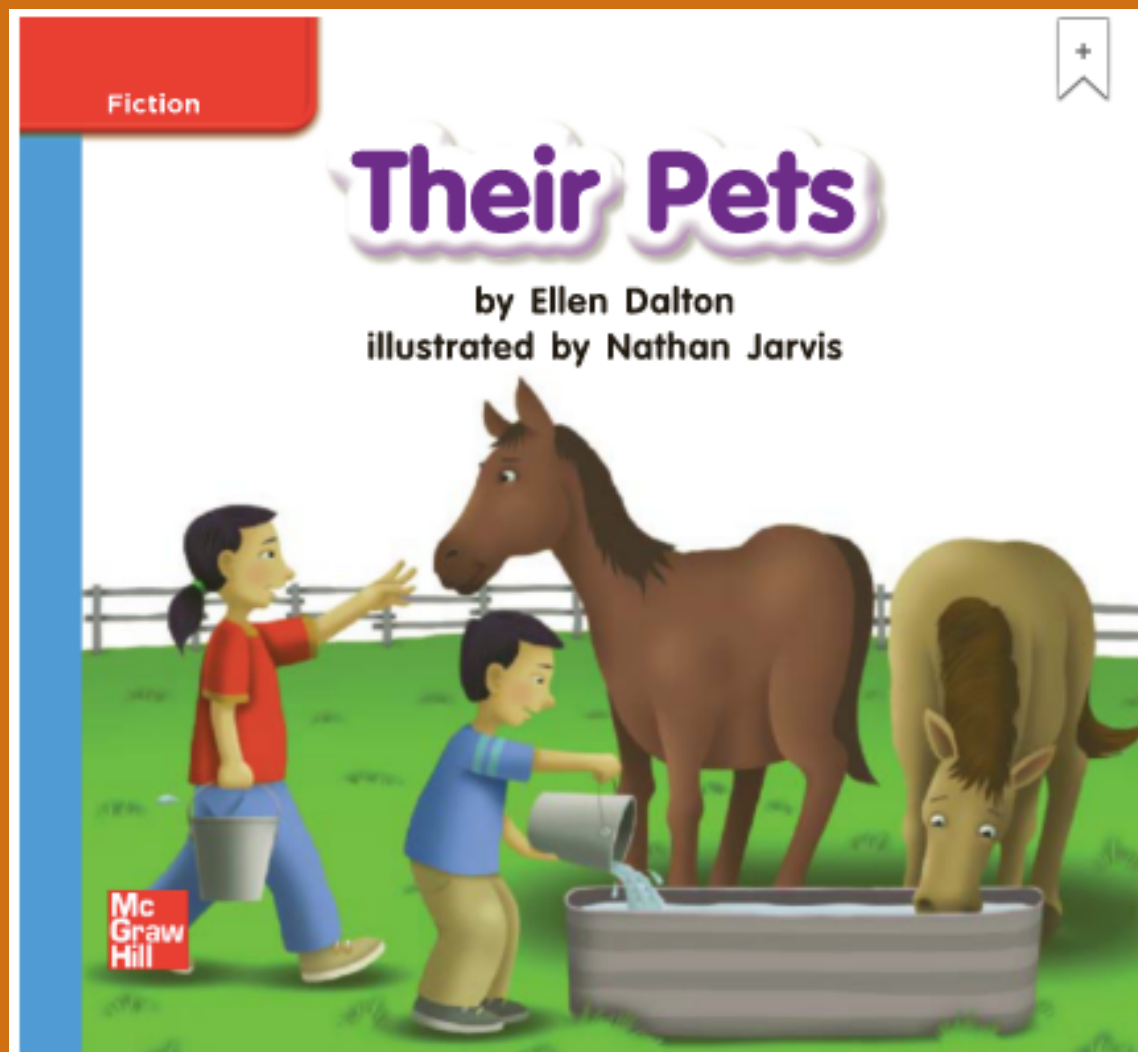
What was the plot of the story?

Read Aloud Fiction



[https://
www.youtube.com/
watch?
v=ZO68HIN6bY](https://www.youtube.com/watch?v=ZO68HIN6bY)

Shared Reading





Their Pets

by Ellen Dalton
illustrated by Nathan Jarvis





 They give their pets walks.

2




 They give their pets beds.



 They give their pets hay.

4



 They give their
pets lettuce.



 They give their pets water.

6



 They give their pets toys.

7



 Their pets like them!

8

Thursday

Read Aloud Non-Fiction

<https://www.getepic.com/>

atortora@hempsteadschools.org
Prospect5!

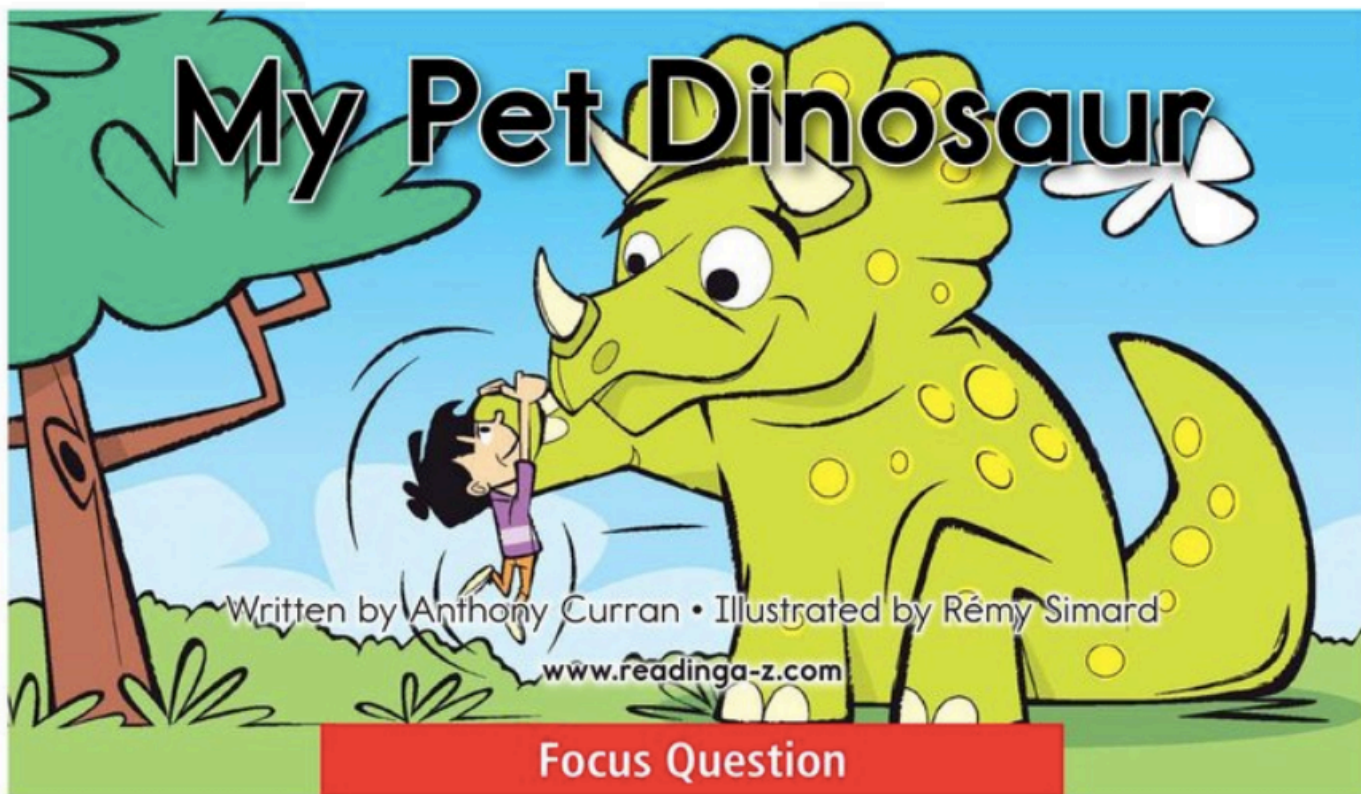


Obj- I can ask and answer questions about the story,

What were some pets from the story?

What do all pets need?

Shared Reading




Focus Question

What can the pet dinosaur do?



My pet dinosaur can fetch.



My pet dinosaur can sit.



My pet dinosaur can shake hands.



My pet dinosaur can beg.



My pet dinosaur can lie down.



My pet dinosaur can roar.



My pet dinosaur can lick.



My pet dinosaur cannot hide.

Math Visuals

Afternoon Routine

Ms. Parrado and Ms. Green-Hallman's Class

Say hello to your friends!

Good morning _____ (wave)
Good morning class.



1. Greet
2. Go over expectations
3. Fluency Drills
4. Math practice



•Be respectful!

Listen to teachers. When a teacher is talking you are listening. When I am teaching the lesson I am going to have you on quiet so you can be good listeners.

Eyes are looking.



Ears are listening.



shutterstock.com • 1281039935

Mouth is quiet.



Hands are on your lap.



If you have something to say give me a thumbs up. (just like we raise our hands in school.) That way it will be quiet and if you have something to answer or share we can all hear your answer! We know you all have amazing answers!





shutterstock

shutterstock



Hundred Chart

Go and stop counting



| | | | | | | | | | |
|----|----|----|----|----|----|----|----|----|-----|
| 1 | 2 | 3 | 4 | 5 | 6 | 7 | 8 | 9 | 10 |
| 11 | 12 | 13 | 14 | 15 | 16 | 17 | 18 | 19 | 20 |
| 21 | 22 | 23 | 24 | 25 | 26 | 27 | 28 | 29 | 30 |
| 31 | 32 | 33 | 34 | 35 | 36 | 37 | 38 | 39 | 40 |
| 41 | 42 | 43 | 44 | 45 | 46 | 47 | 48 | 49 | 50 |
| 51 | 52 | 53 | 54 | 55 | 56 | 57 | 58 | 59 | 60 |
| 61 | 62 | 63 | 64 | 65 | 66 | 67 | 68 | 69 | 70 |
| 71 | 72 | 73 | 74 | 75 | 76 | 77 | 78 | 79 | 80 |
| 81 | 82 | 83 | 84 | 85 | 86 | 87 | 88 | 89 | 90 |
| 91 | 92 | 93 | 94 | 95 | 96 | 97 | 98 | 99 | 100 |

Songs

The Big Number Song

- <https://www.youtube.com/watch?v=e0dJWfQHF8Y>

Count to 100 Song

<https://www.youtube.com/watch?v=VegKInhOCYM>

Count to 100 spiderman

<https://www.youtube.com/watch?v=L9md4L2pAVQ>


Number macarena

<https://www.youtube.com/watch?v=iGKXZVxAffM>

Count by tens

https://www.youtube.com/watch?v=-gmEe0-_ex8

Name that number!





Hundreds Chart



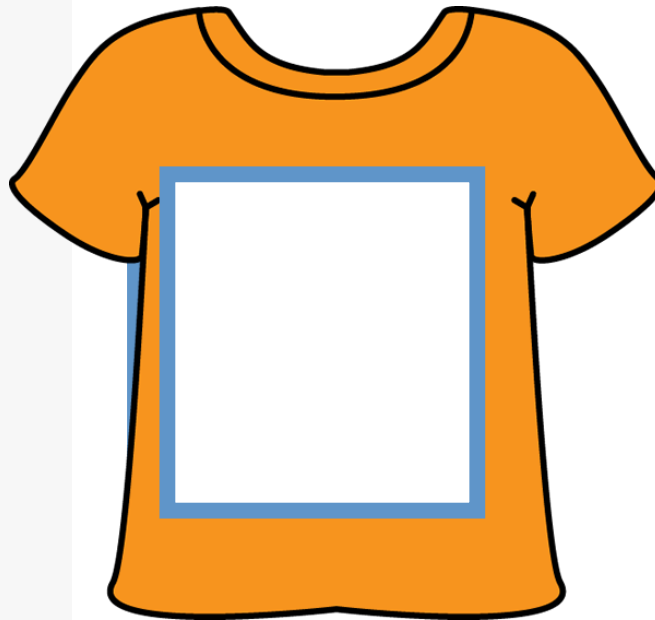
https://www.abcya.com/games/one_hundred_number_chart_game

| | | | | | | | | | |
|----|----|----|----|----|----|----|----|----|------------|
| 1 | 2 | 3 | 4 | 5 | 6 | 7 | 8 | 9 | <u>10</u> |
| 11 | 12 | 13 | 14 | 15 | 16 | 17 | 18 | 19 | <u>20</u> |
| 21 | 22 | 23 | 24 | 25 | 26 | 27 | 28 | 29 | <u>30</u> |
| 31 | 32 | 33 | 34 | 35 | 36 | 37 | 38 | 39 | <u>40</u> |
| 41 | 42 | 43 | 44 | 45 | 46 | 47 | 48 | 49 | <u>50</u> |
| 51 | 52 | 53 | 54 | 55 | 56 | 57 | 58 | 59 | <u>60</u> |
| 61 | 62 | 63 | 64 | 65 | 66 | 67 | 68 | 69 | <u>70</u> |
| 71 | 72 | 73 | 74 | 75 | 76 | 77 | 78 | 79 | <u>80</u> |
| 81 | 82 | 83 | 84 | 85 | 86 | 87 | 88 | 89 | <u>90</u> |
| 91 | 92 | 93 | 94 | 95 | 96 | 97 | 98 | 99 | <u>100</u> |


Talk to your partner about which is the greater number.



Counting order



Counting order



1

2

3

4

6

7

8

9

10

12

13

20

19


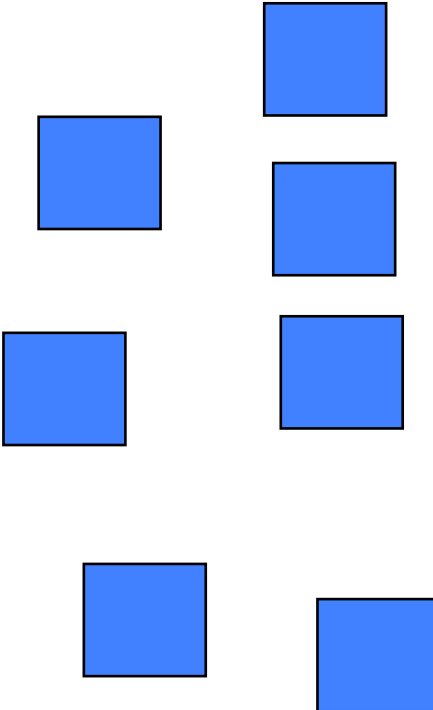
17

16

15


https://www.abcya.com/games/numerical_order

Representing numbers tens and ones.


| Tens | Ones |
|--|--|
|  <p>Rod=10</p> |  |

A large blue-outlined square box is positioned at the bottom center of the diagram.


Counting by tens




10




20




30




40




50




60




70



80



90




100

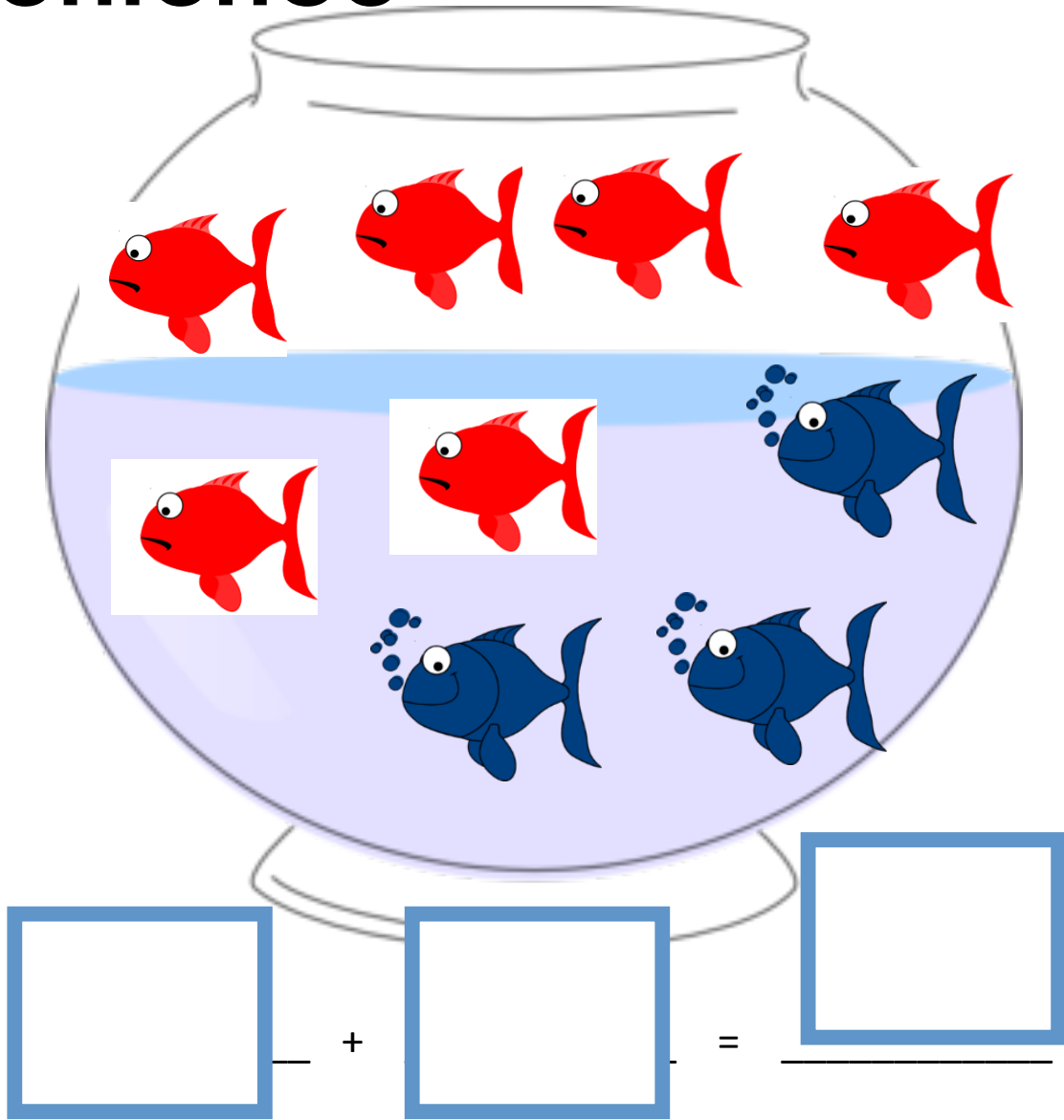
REVIEW

The word "REVIEW" is rendered in a bold, green, 3D sans-serif font. A magnifying glass with a silver frame and a black handle is positioned over the letter "V". The magnifying glass is tilted slightly to the right, and its lens is centered on the "V", making it appear larger and more prominent. The entire graphic is set against a plain white background.

Teen Numbers




Fish bowl Number sentence




A fishbowl containing 7 fish: 4 red fish and 3 blue fish. Below the bowl is a number sentence template: $\square + \square = \square$

Math Addition Flowers




$$\underline{\hspace{2cm}} + \underline{\hspace{2cm}} = \underline{\hspace{2cm}}$$

Monkey Subtraction



$$\underline{\hspace{2cm}} - \underline{\hspace{2cm}} = \underline{\hspace{2cm}}$$

Fly Subtraction



Good-bye Friends

Ms. Parrado and Ms. Green-Hallman's Class

Say good-bye to your friends!

Good-bye class

Good bye _____(wave)



© Can Stock Photo